



SpareCruX

TR10-SLU01C

TR10 Lock

SAFETY LOCKING DEVICES

SICK
Sensor Intelligence.



Ordering information

Type	part no.
TR10-SLU01C	6054768

Other models and accessories → www.sick.com/TR10_Lock



Detailed technical data

Features

Sensor principle	RFID
Locking principle	Power to lock
Number of safe outputs	2
Coding	Uniquely coded
Locking force F_{max}	1,690 N (EN ISO 14119)
Locking force F_{Zh}	1,300 N (EN ISO 14119)
Retaining force	0 N
Actuation directions	4
Approach speed	≥ 2 mm/s

Safety-related parameters

Safety integrity level	SIL 3 (IEC 61508)
Category	Category 4 (EN ISO 13849)
Performance level	PL e (EN ISO 13849)
PFH_D (mean probability of a dangerous failure per hour)	9.1×10^{-10}
T_M (mission time)	20 years (EN ISO 13849)
Type	Type 4 (EN ISO 14119)
Actuator coding level	High coding level (EN ISO 14119)
Safe state in the event of a fault	At least one safety-related semiconductor output (OSSD) is in the OFF state.

Functions

Switching behavior of the OSSDs	Locking monitoring
Safe series connection	With T-connector (without diagnostics) With Flexi Loop (with diagnostics)

Interfaces

Connection type	Cable with plug M12, 8-pin
Length of cable	0.2 m
Long connecting cable	≤ 200 m
Cable diameter	6.5 mm
Conductor cross section	0.25 mm ²
Bend radius (with fixed installation)	> 7 x cable diameter
Bend radius (with moving cable)	> 14 x cable diameter
Cable material	PVC
Conductor material	Copper
Coupling nut material	Stainless steel
Display elements	LEDs
Diagnostics indicator	✓
Status display	✓

Electronics

Protection class	II (IEC 61140)
Contamination rating	3
Classification according to cULus	Class 2
Usage category	DC-13 (IEC 60947-5-1)
Rated operating current (voltage)	200 mA (24 V DC)
Rated insulation voltage U_i	75 V
Rated impulse withstand voltage U_{imp}	1,000 V
Supply voltage V_s	24 V DC (20.4 V DC ... 26.4 V DC)
Type of output	Self-monitoring semiconductor outputs (OSSDs)
Output current	≤ 200 mA
Peak current	400 mA, 100 ms ¹⁾
Power consumption	2.5 W
Response time	100 ms for the first switch, 50 ms for each subsequent switch ²⁾
Release time	600 ms
Risk time	100 ms
Switch-on time	7 s
Locking principle	Power to lock

¹⁾ During switching on, locking, or unlocking.

²⁾ Time until the outputs are switched off.

Mechanics

Weight	+ 0.4 kg
Housing material	ABS
Locking bolt material	Stainless steel 304
Mechanical life	5 x 10 ⁵ switching cycles

Ambient data

Enclosure rating	IP66, IP67, IP69K (IEC 60529, IEC 60529, IEC 60529)
-------------------------	---

Ambient operating temperature	0 °C ... +55 °C
Storage temperature	-25 °C ... +75 °C
Vibration resistance	10 Hz ... 55 Hz (IEC 60068-2-6)
Shock resistance	30 g, 11 ms (EN 60068-2-27)
EMC	IEC 60947-5-3

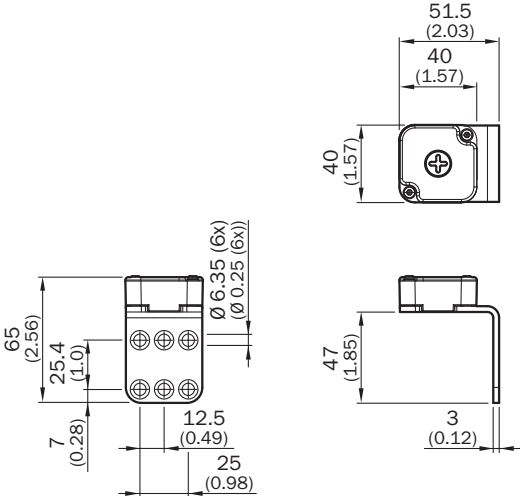
Certificates

EU declaration of conformity	✓
UK declaration of conformity	✓
ACMA declaration of conformity	✓
China RoHS	✓
cULus certificate	✓
Third party certificate	✓

Classifications

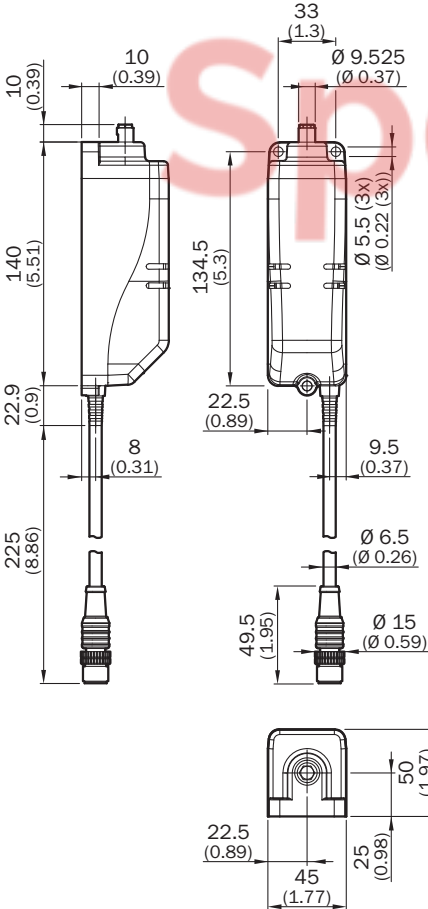
ECLASS 5.0	27272603
ECLASS 5.1.4	27272603
ECLASS 6.0	27272603
ECLASS 6.2	27272603
ECLASS 7.0	27272603
ECLASS 8.0	27272603
ECLASS 8.1	27272603
ECLASS 9.0	27272603
ECLASS 10.0	27272603
ECLASS 11.0	27272603
ECLASS 12.0	27272603
ETIM 5.0	EC002593
ETIM 6.0	EC002593
ETIM 7.0	EC002593
ETIM 8.0	EC002593
UNSPSC 16.0901	39122205

Dimensional drawing Actuator and mounting bracket



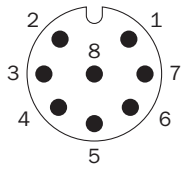
Dimensions in mm (inch)

Dimensional drawing Sensor with cable and male connector



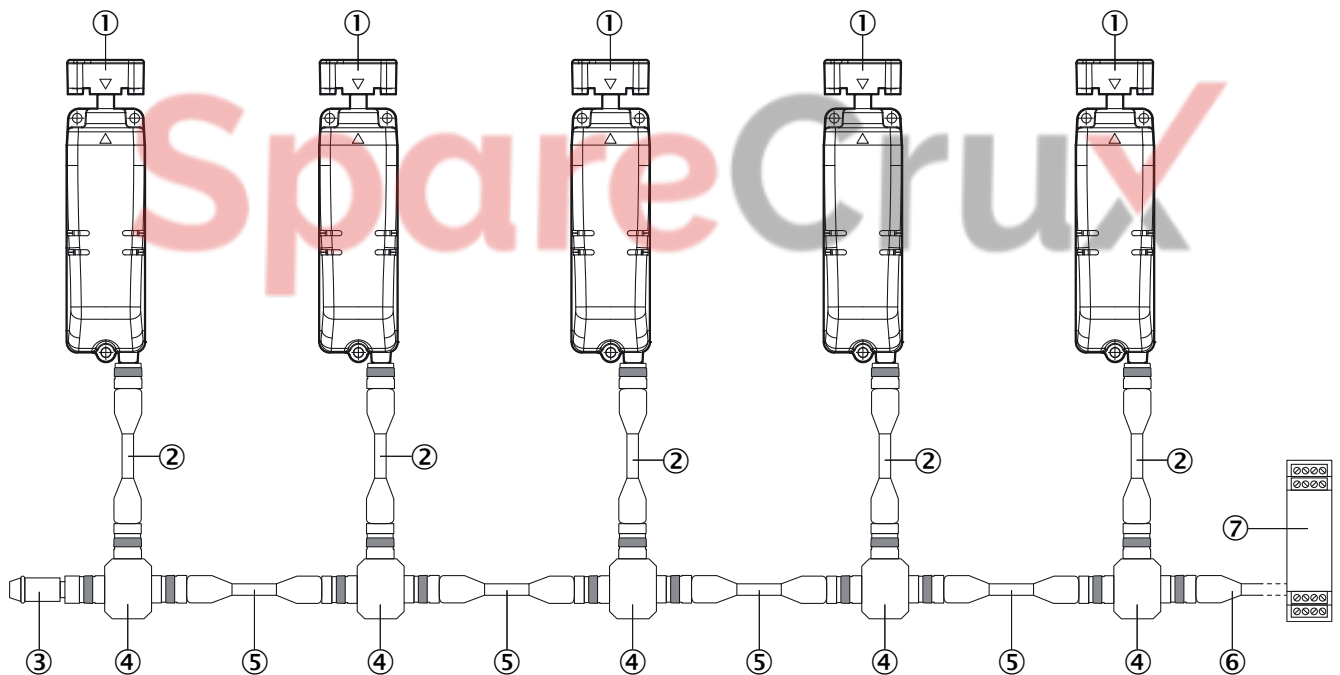
Dimensions in mm (inch)

Pinouts



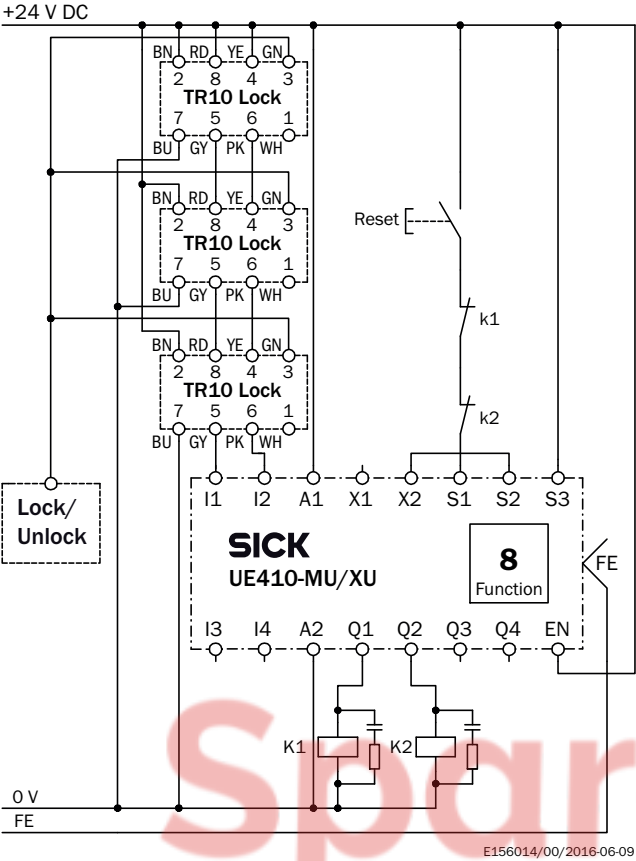
1	Aux output (not safe)
2	Voltage supply 24 V DC
3	Lock control
4	OSSD 2 input
5	OSSD 1 output
6	OSSD 2 output
7	Voltage supply 0 V DC
8	OSSD 1 input

Series connection with T-piece (without diagnostics)








- ① TR10 Lock safety locking device
- ② Connection cable with 8-pin, M12 male connector and 8-pin, M12 female connector (e.g., DSL-1208-xxxx)
- ③ MLP1-XXT end connector
- ④ STR1-XXA T-connector
- ⑤ Connection cable with 5-pin, M12 male connector and 5-pin, M12 female connector (e.g., DSL-1205-xxxx)
- ⑥ connecting cable with M12 female connector, 5-pin and flying leads (e.g., DOL-1205-xxxx)
- ⑦ Safe evaluation unit

Connection diagram Series connection of three TR10 Lock safety locking devices to a Flexi Classic safety controller



Recommended accessories

Other models and accessories → www.sick.com/TR10_Lock

	Brief description	Type	part no.
connectors and cables			
	<ul style="list-style-type: none"> • Connection type head A: Female connector, M12, 8-pin, straight • Connection type head B: Flying leads • Cable: 2.5 m, 8-wire, PUR, halogen-free • Description: Unshielded 	DOL-1208-G2M5C	6058863
	<ul style="list-style-type: none"> • Connection type head A: Female connector, M12, 8-pin, straight, A-coded • Connection type head B: Flying leads • Signal type: Sensor/actuator cable • Cable: 5 m, 8-wire, PUR, halogen-free • Description: Sensor/actuator cable, unshielded • Application: Uncontaminated zones, Zones with oils and lubricants, Robot, Drag chain operation 	YF2A18-050UA5XLEAX	2095653
	<ul style="list-style-type: none"> • Connection type head A: Female connector, M12, 8-pin, straight, A-coded • Connection type head B: Flying leads • Signal type: Sensor/actuator cable • Cable: 10 m, 8-wire, PUR, halogen-free • Description: Sensor/actuator cable, unshielded • Application: Uncontaminated zones, Zones with oils and lubricants, Robot, Drag chain operation 	YF2A18-100UA5XLEAX	2095654
	<ul style="list-style-type: none"> • Connection type head A: Female connector, M12, 8-pin, straight, A-coded • Connection type head B: Flying leads • Signal type: Sensor/actuator cable • Cable: 20 m, 8-wire, PUR, halogen-free • Description: Sensor/actuator cable, unshielded • Application: Uncontaminated zones, Zones with oils and lubricants, Robot, Drag chain operation 	YF2A18-200UA5XLEAX	2095680
Mounting systems			
	<ul style="list-style-type: none"> • Description: Safety screws for mounting bracket of actuator • Packing unit: 10 pieces 	Safety screws M5 x 10	5334497

SICK AT A GLANCE

SICK is one of the leading manufacturers of intelligent sensors and sensor solutions for industrial applications. A unique range of products and services creates the perfect basis for controlling processes securely and efficiently, protecting individuals from accidents and preventing damage to the environment.

We have extensive experience in a wide range of industries and understand their processes and requirements. With intelligent sensors, we can deliver exactly what our customers need. In application centers in Europe, Asia and North America, system solutions are tested and optimized in accordance with customer specifications. All this makes us a reliable supplier and development partner.

Comprehensive services complete our offering: SICK LifeTime Services provide support throughout the machine life cycle and ensure safety and productivity.

For us, that is “Sensor Intelligence.”

WORLDWIDE PRESENCE:

Contacts and other locations – www.sick.com

SpareCruX