



DT50-2B215252

Dx50-2

TIME-OF-FLIGHT SENSORS

SICK
Sensor Intelligence.



Ordering information

Type	part no.
DT50-2B215252	1065661

Other models and accessories → www.sick.com/Dx50-2



Detailed technical data

Features

Measuring range	200 mm ... 30,000 mm, 90% remission factor ^{1) 2)} 200 mm ... 17,000 mm, 18% reflection factor 200 mm ... 10,000 mm, 6% remission factor
Target	Natural objects
Resolution	100 µm
Repeatability	≥ 0.5 mm ^{2) 3) 4)}
Measurement accuracy	± 7 mm ⁴⁾
Response time	0.83 ms ... 75 ms, 0.83 ms / 3.33 ms / 8.33 ms / 25 ms / 75 ms ^{5) 6)}
Switching frequency	1,000 Hz/250 Hz/100 Hz/33 Hz/11 Hz ^{5) 6)}
Output time	0.33 ms/1.33 ms/3.33 ms/10 ms/30 ms ^{5) 7)}
Emitted beam	Light source
	Type of light
Typ. light spot size (distance)	
	Laser, red ⁸⁾
	Visible red light
	10 mm x 10 mm (at 10 m)

¹⁾ For speed setting Slow.

²⁾ See repeatability characteristic lines.

³⁾ Equivalent to 1 σ.

⁴⁾ 6% ... 90% remission factor.

⁵⁾ Depending on the set speed: Super Fast ... Super Slow.

⁶⁾ Lateral entry of the object into the measuring range.

⁷⁾ Continuous change of distance in measuring range.

⁸⁾ Wavelength: 658 nm; max. output: 250 mW; pulse duration: 3 ns; duty cycle: 1/250.

Key laser figures	
Normative reference	IEC 60825-1:2014, EN 60825-1:2014
Laser class	2
Average laser service life (at 25 °C)	100,000 h
Additional function	
	Set speed: Super Fast ... Super Slow Teach-in, scaling and inversion of analog output Output Q ₂ adaptable: Current output / Voltage output / Digital output / Q ₁ not / deactivated Switching mode: Distance to Object (DtO) / switching window / object between sensor and background (ObSB) Teach-in, scaling and inversion of digital output Multifunctional input: laser off / external teach / deactivated Reset to factory default Shape comparison: based on the distance measured over a period of time Hold measurement value Switch-off or lock display Easy teach option
Safety-related parameters	
MTTF _D	101 years
DC _{avg}	0%

1) For speed setting Slow.

2) See repeatability characteristic lines.

3) Equivalent to 1 σ .

4) 6% ... 90% remission factor.

5) Depending on the set speed: Super Fast ... Super Slow.

6) Lateral entry of the object into the measuring range.

7) Continuous change of distance in measuring range.

8) Wavelength: 658 nm; max. output: 250 mW; pulse duration: 3 ns; duty cycle: 1/250.

Interfaces

IO-Link	
	✓, IO-Link V1.1, COM3 (230,4 kBaud)
Function	Process data, parameterization, diagnosis, data storage
Digital output	
Number	1 ... 2 ^{1) 2) 3)}
Type	Push-pull: PNP/NPN
Function	Complementary digital outputs (Q, \bar{Q}) Output Q ₂ adaptable: Current output / Voltage output / Digital output / Q ₁ not / deactivated
Maximum output current I _A	≤ 100 mA
Analog output	
Number	1
Type	Current output / voltage output
Function	Output Q ₂ adaptable: Current output / Voltage output / Digital output / Q ₁ not / deactivated
Current	4 mA ... 20 mA, ≤ 450 Ω
Voltage	0 V ... 10 V, ≥ 50,000 Ω
Resolution	16 bit
Multifunctional input (MF)	
	1 x ⁴⁾

1) Output Q short-circuit protected.

2) Voltage drop < 3 V.

3) Max. total output current < 200 mA.

4) Response time ≤ 60 ms.

Hysteresis	0 mm ... 29,950 mm
-------------------	--------------------

- ¹⁾ Output Q short-circuit protected.
- ²⁾ Voltage drop < 3 V.
- ³⁾ Max. total output current < 200 mA.
- ⁴⁾ Response time ≤ 60 ms.

Electronics

Supply voltage U_B	DC 10 V ... 30 V ^{1) 2)}
Power consumption	≤ 1.7 W ³⁾
Ripple	≤ 5 V _{pp} ⁴⁾
Initialization time	≤ 300 ms
Warm-up time	≤ 15 min
Display	3 x LED, LC display
Enclosure rating	IP65 IP67
Protection class	III
Connection type	Male connector

- ¹⁾ Limit values, reverse-polarity protected, operation in short-circuit protected network: max. 8 A.
- ²⁾ When using IO-Link output $V_S > 18$ V. When using analog output $V_S > 13$ V.
- ³⁾ Without load, at ≥ 0 °C.
- ⁴⁾ May not fall short of or exceed V_S tolerances.

Mechanics

Dimensions (W x H x D)	36.2 mm x 63 mm x 58.6 mm
Housing material	Metal (zinc diecast)
Window material	Plastic (PMMA)
Weight	235 g

Ambient data

Ambient temperature, operation	-40 °C ... +65 °C, $U_V \leq 24$ V -30 °C ... +140 °C, operation with 2 cooling plates (2055755) / optionally with heat protection filter (2085598) ¹⁾
Ambient temperature, storage	-40 °C ... +75 °C
Max. rel. humidity (not condensing)	≤ 95 %
Typ. Ambient light immunity	40,000 lx
Vibration resistance	(IEC 60068-2-64:2008) Noise test: 20 Hz ... 500 Hz, 10 g RMS, 2 h / axis
Shock resistance	(IEC 60068-2-27:2008) 30 g, 11 ms, 3 axes, ± 3 single shocks / axis (IEC 60068-2-27:2008) 10 g, 6 ms, 3 axes, ± 500 shocks / axis (IEC 60068-2-27:2008) 70 g, 6 ms, Y-axis, ± 100,000 shocks
Electromagnetic compatibility (EMC)	EN 61000-6-2, EN 61000-6-4 ²⁾

- ¹⁾ With water cooling.
- ²⁾ This is a Class A device. This device can cause radio interference in living quarters.

Certificates

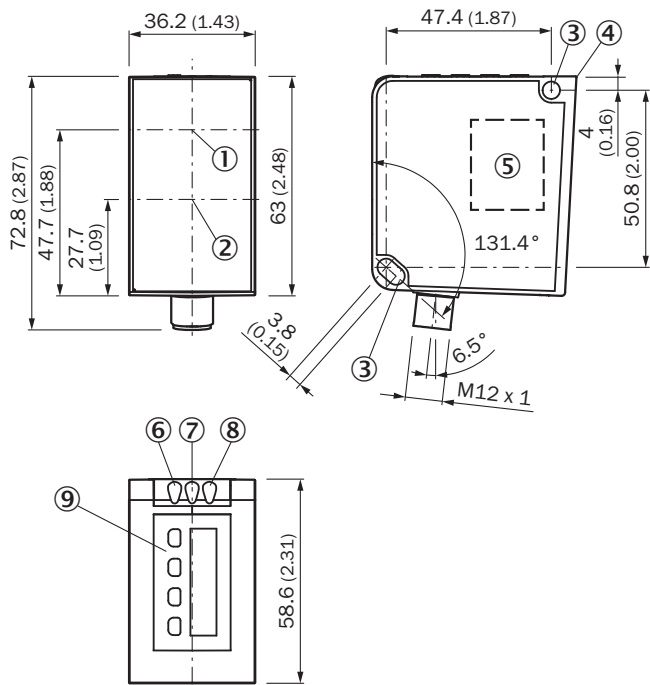
EU declaration of conformity	✓
UK declaration of conformity	✓

ACMA declaration of conformity	✓
Moroccan declaration of conformity	✓
China RoHS	✓
cULus certificate	✓
IO-Link certificate	✓
Information according to Art. 3 of Data Act (Regulation EU 2023/2854)	✓

Classifications

ECLASS 5.0	27270801
ECLASS 5.1.4	27270801
ECLASS 6.0	27270801
ECLASS 6.2	27270801
ECLASS 7.0	27270801
ECLASS 8.0	27270801
ECLASS 8.1	27270801
ECLASS 9.0	27270801
ECLASS 10.0	27270801
ECLASS 11.0	27270801
ECLASS 12.0	27270916
ETIM 5.0	EC001825
ETIM 6.0	EC001825
ETIM 7.0	EC001825
ETIM 8.0	EC001825
UNSPSC 16.0901	41111613

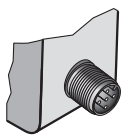
Dimensional drawing



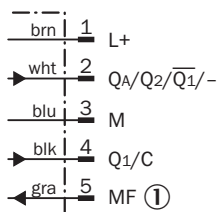
Dimensions in mm (inch)

- ① Optical axis, sender
- ② Optical axis, receiver
- ③ Mounting hole, \varnothing 4.5 mm
- ④ Reference surface = 0 mm
- ⑤ laser warning label
- ⑥ status indicator output Q_A/Q_2
- ⑦ Status LEDs output Q_1
- ⑧ supply voltage status display
- ⑨ Control elements and display

Connection type



Connection diagram

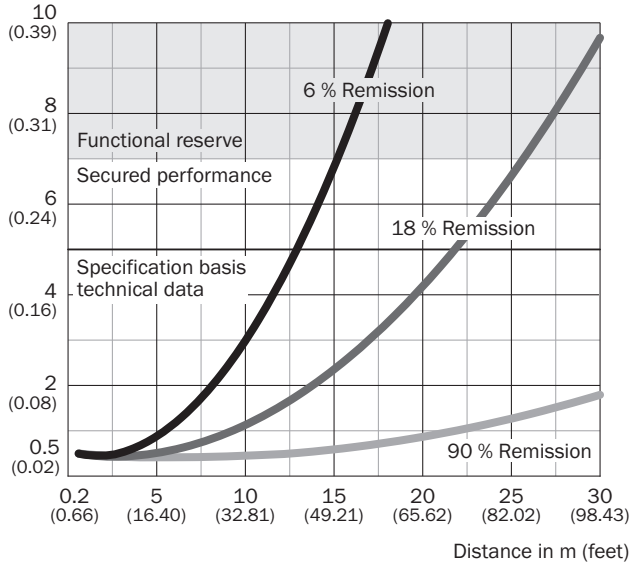


- ① Multifunctional input (MF)

characteristic curve 1) Super Slow

Super Slow

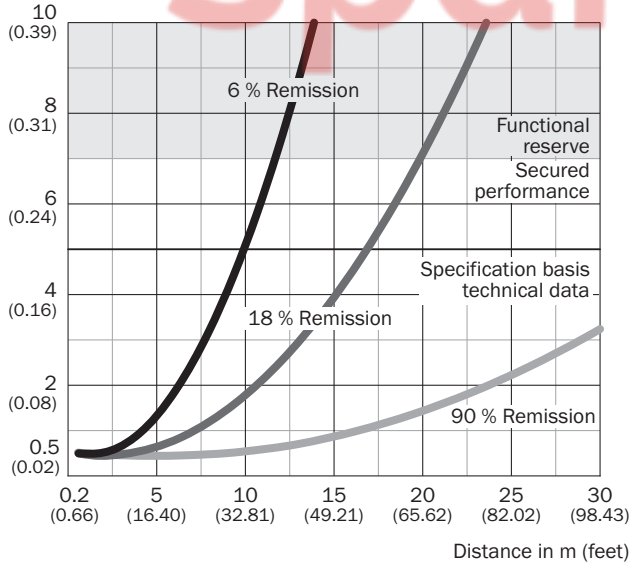
Typ. repeatability in mm (inch)



characteristic curve 2) Slow

Slow

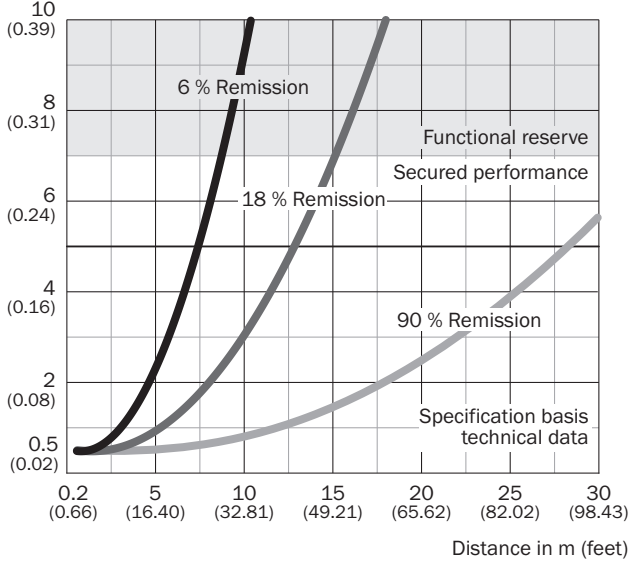
Typ. repeatability in mm (inch)



characteristic curve 3) Medium

Medium

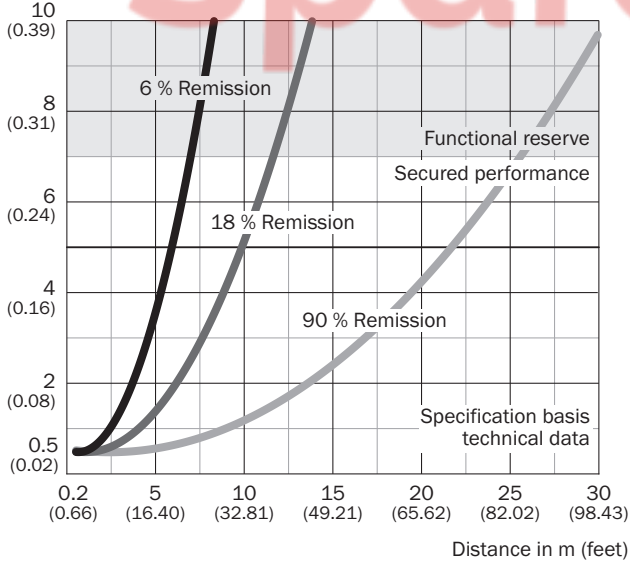
Typ. repeatability in mm (inch)



characteristic curve 4) Fast

Fast

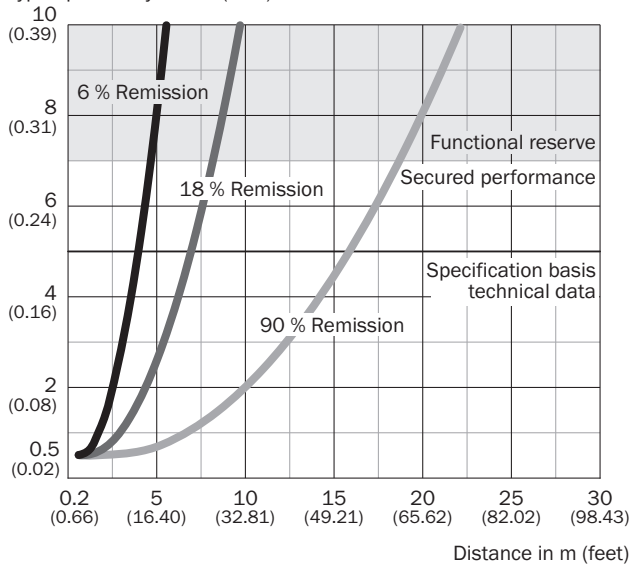
Typ. repeatability in mm (inch)



characteristic curve 5) Super Fast




Super Fast

Typ. repeatability in mm (inch)



Recommended accessories

Other models and accessories → www.sick.com/Dx50-2

	Brief description	Type	part no.
device protection and care			
	<ul style="list-style-type: none"> Description: Weather Cover for Dx35/Dx50/Dx50-2/Dx80 	OBW-KHS-M02	2050205
	<ul style="list-style-type: none"> Description: Cooling plate for Dx50/Dx50-2/DT20 (for water cooling) Usable for: DT20 Hi, Dx50, Dx50-2 	BEF-KP-Dx50/DT20	2055755
	<ul style="list-style-type: none"> Description: Thermal shield for Dx50/Dx50-2 with NIR filter, for use with 2x cold plate BEF-KP-Dx50/DT20 	Heat protection filter for Dx50-2	2085598

	Brief description	Type	part no.
connectors and cables			
	<ul style="list-style-type: none"> • Connection type head A: Female connector, M12, 5-pin, straight, A-coded • Connection type head B: Flying leads • Signal type: Sensor/actuator cable • Cable: 2 m, 5-wire, PVC • Description: Sensor/actuator cable, unshielded • Application: Zones with chemicals, Uncontaminated zones 	YF2A15-020VB5XLEAX	2096239
	<ul style="list-style-type: none"> • Connection type head A: Female connector, M12, 5-pin, straight, A-coded • Connection type head B: Flying leads • Signal type: Sensor/actuator cable • Cable: 0.6 m, 5-wire, PVC • Description: Sensor/actuator cable, unshielded • Application: Zones with chemicals, Uncontaminated zones 	YF2A15-C60VB5XLEAX	2145570
	<ul style="list-style-type: none"> • Connection type head A: Female connector, M12, 5-pin, straight, A-coded • Connection type head B: Flying leads • Signal type: Sensor/actuator cable • Cable: 3 m, 5-wire, PVC • Description: Sensor/actuator cable, unshielded • Application: Zones with chemicals, Uncontaminated zones 	YF2A15-030VB5XLEAX	2145572
	<ul style="list-style-type: none"> • Connection type head A: Female connector, M12, 5-pin, straight, A-coded • Connection type head B: Male connector, M12, 5-pin, straight, A-coded • Signal type: Sensor/actuator cable • Cable: 2 m, 5-wire, PUR, halogen-free • Description: Sensor/actuator cable, unshielded • Application: Uncontaminated zones, Zones with oils and lubricants, Robot, Drag chain operation 	YF2A15-020UB5M2A15	2096009
	<ul style="list-style-type: none"> • Connection type head A: Female connector, M12, 5-pin, angled, A-coded • Connection type head B: Flying leads • Signal type: Sensor/actuator cable • Cable: 2 m, 5-wire, PVC • Description: Sensor/actuator cable, unshielded • Application: Zones with chemicals, Uncontaminated zones 	YG2A15-020VB5XLEAX	2096215
	<ul style="list-style-type: none"> • Connection type head A: Female connector, M12, 5-pin, angled, A-coded • Connection type head B: Flying leads • Signal type: Sensor/actuator cable • Cable: 0.6 m, 5-wire, PVC • Description: Sensor/actuator cable, unshielded • Application: Zones with chemicals, Uncontaminated zones 	YG2A15-C60VB5XLEAX	2145573
	<ul style="list-style-type: none"> • Connection type head A: Female connector, M12, 5-pin, angled, A-coded • Connection type head B: Flying leads • Signal type: Sensor/actuator cable • Cable: 1 m, 5-wire, PVC • Description: Sensor/actuator cable, unshielded • Application: Zones with chemicals, Uncontaminated zones 	YG2A15-010VB5XLEAX	2145574
	<ul style="list-style-type: none"> • Connection type head A: Female connector, M12, 5-pin, angled, A-coded • Connection type head B: Flying leads • Signal type: Sensor/actuator cable • Cable: 3 m, 5-wire, PVC • Description: Sensor/actuator cable, unshielded • Application: Zones with chemicals, Uncontaminated zones 	YG2A15-030VB5XLEAX	2145575
Mounting systems			
	<ul style="list-style-type: none"> • Description: Alignment unit • Material: Steel • Details: Steel, zinc coated • Items supplied: Mounting hardware for the sensor included 	BEF-AH-DX50	2048397
	<ul style="list-style-type: none"> • Description: Mounting bracket, steel, zinc coated • Material: Steel • Details: Steel, zinc coated • Items supplied: Mounting hardware for the sensor included • Suitable for: Dx50, Dx80, Dx50, Dx80 	BEF-WN-DX50	2048370

SICK AT A GLANCE

SICK is one of the leading manufacturers of intelligent sensors and sensor solutions for industrial applications. A unique range of products and services creates the perfect basis for controlling processes securely and efficiently, protecting individuals from accidents and preventing damage to the environment.

We have extensive experience in a wide range of industries and understand their processes and requirements. With intelligent sensors, we can deliver exactly what our customers need. In application centers in Europe, Asia and North America, system solutions are tested and optimized in accordance with customer specifications. All this makes us a reliable supplier and development partner.

Comprehensive services complete our offering: SICK LifeTime Services provide support throughout the machine life cycle and ensure safety and productivity.

For us, that is “Sensor Intelligence.”

WORLDWIDE PRESENCE:

Contacts and other locations – www.sick.com

SpareCruX